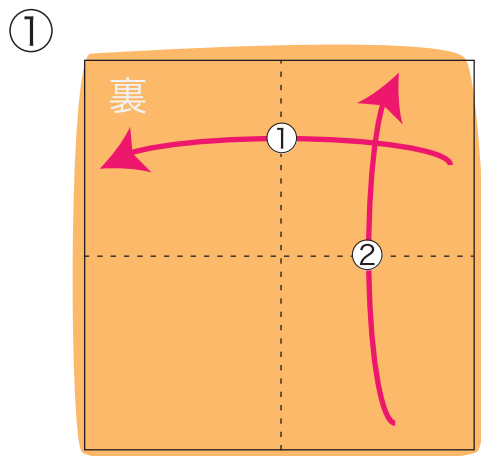
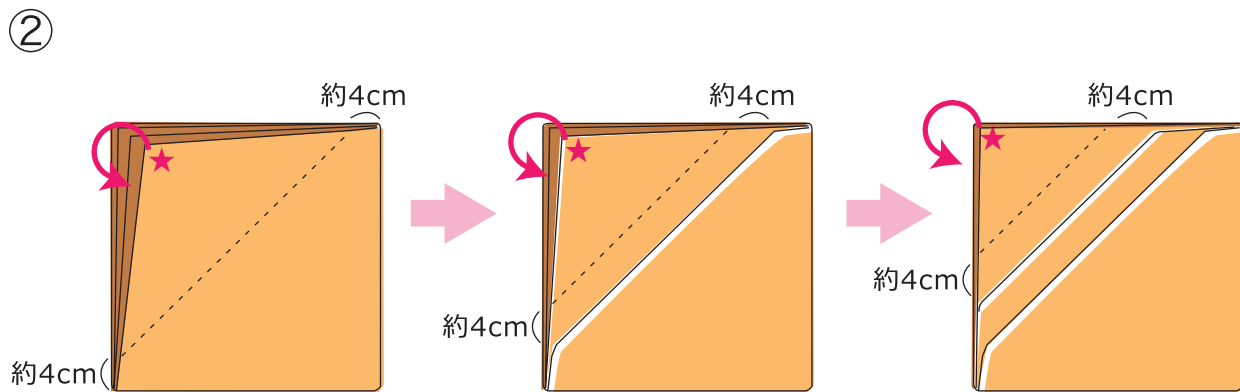


# 🍀 シルバーホルダー

..... 山折り      ..... 谷折り



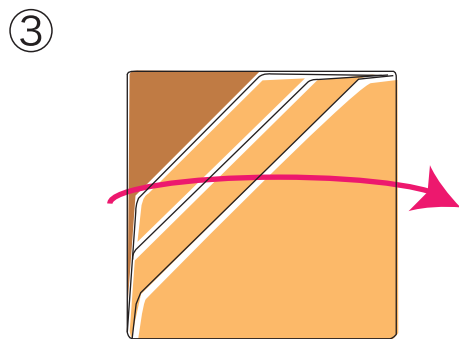
谷折りに4つに折る



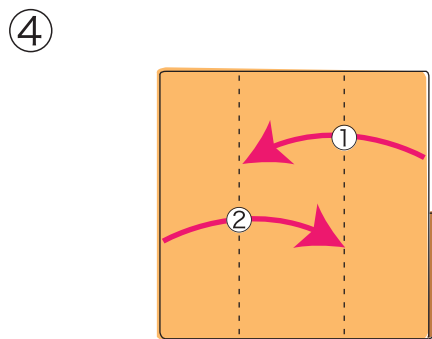
1枚目(★)を点線部分で内側に折り込む

2枚目(★)を点線部分で内側に折り込む

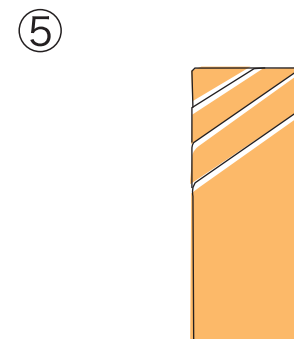
3枚目(★)を点線部分で内側に折り込む



裏側へひっくり返す



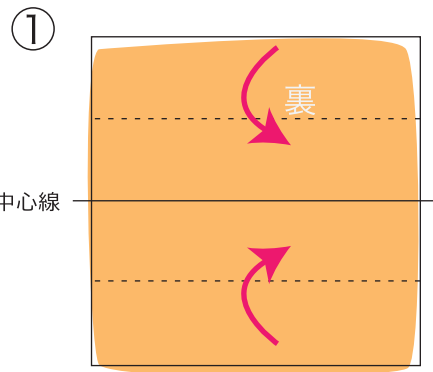
①・②の順番に谷折り



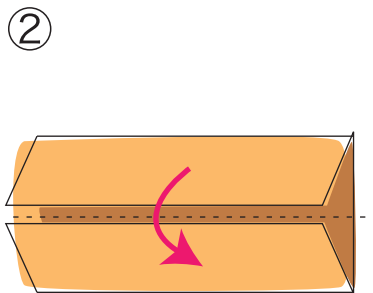
表側へひっくり返して完成

# 🍀 16分折り

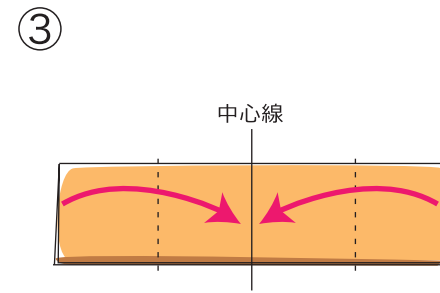
..... 山折り      ..... 谷折り



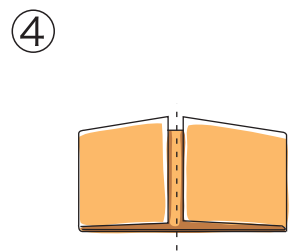
両端をまん中に向けて谷折り



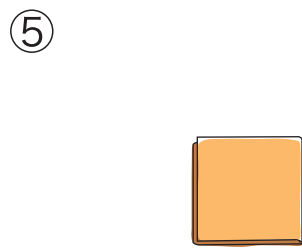
まん中で谷折り



点線で谷折り



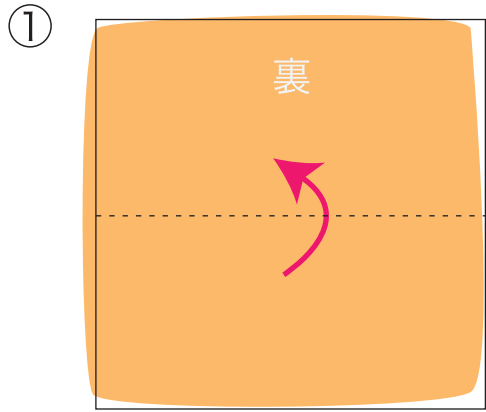
点線で谷折り



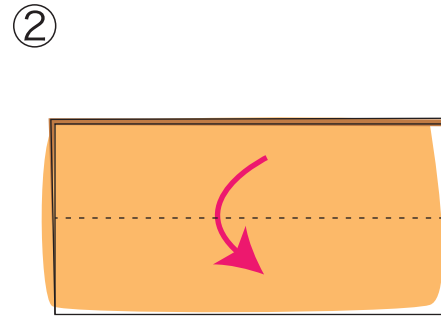
表側にひっくり返して完成

バラ

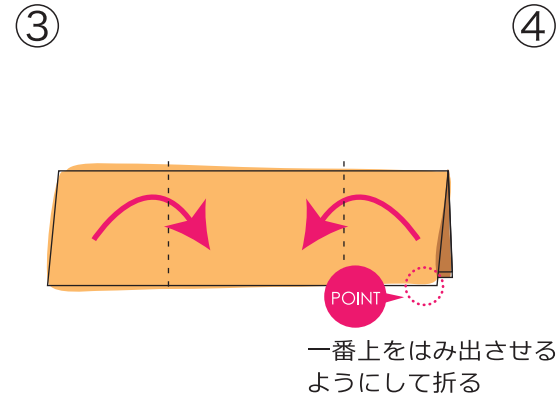
..... 山折り ..... 谷折り



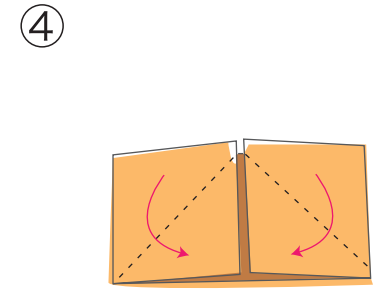
半分に谷折り



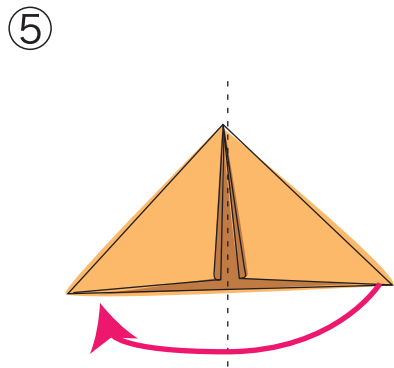
半分に谷折り



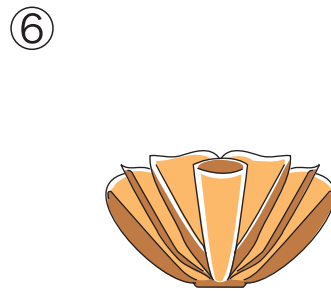
両端をまん中に向けて谷折り



両端を斜に谷折り



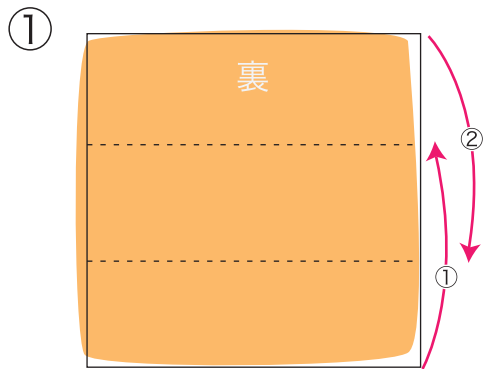
左端を右端に入れ込む



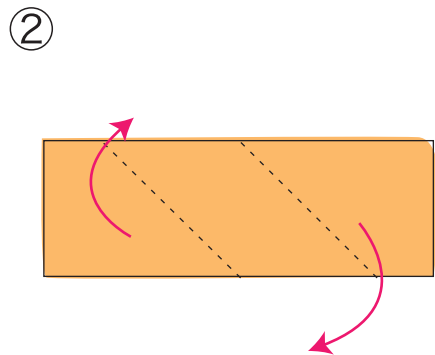
完成

# 🍀 カードホルダー

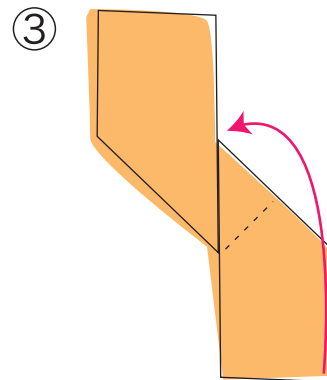
..... 山折り      ..... 谷折り



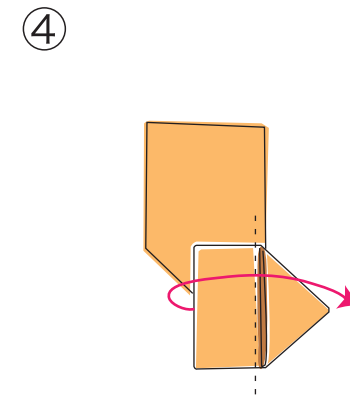
①②の順に谷折り



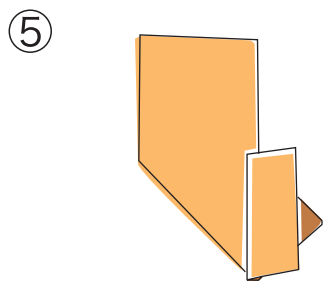
点線部分で谷折り



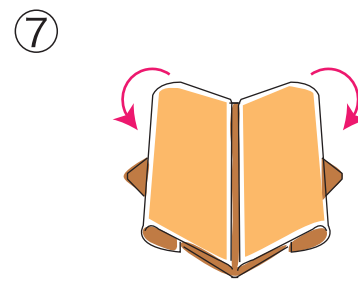

点線部分で谷折り




点線部分で谷折り  
反対側に倒す



左側も③～④を繰り返す



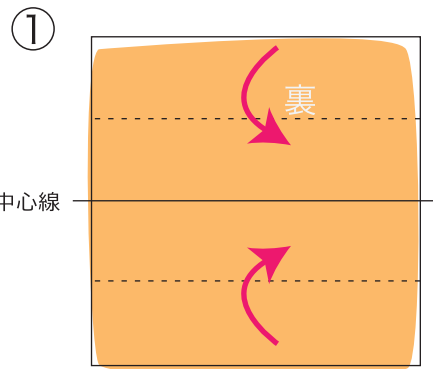
羽根状の部分を  
内側に丸める



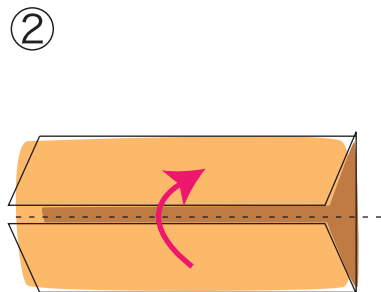
完成

# 🍀 デルタ

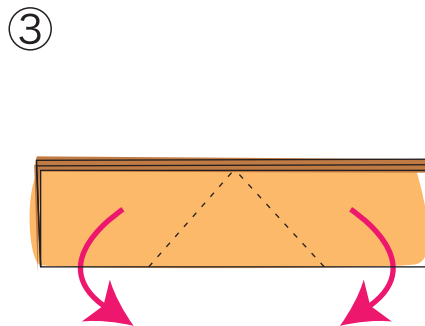
..... 山折り    ..... 谷折り



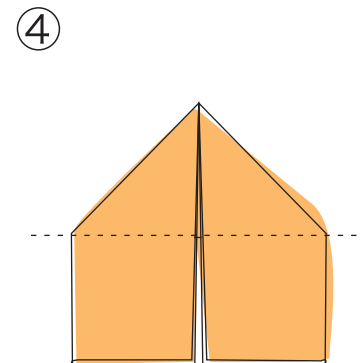
① 両端をまん中に向けて谷折り



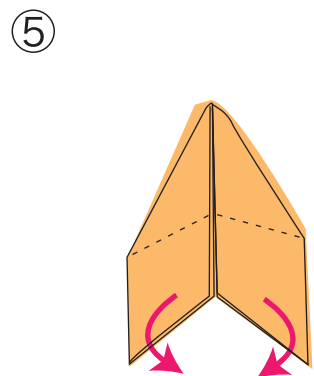
② まん中で谷折り



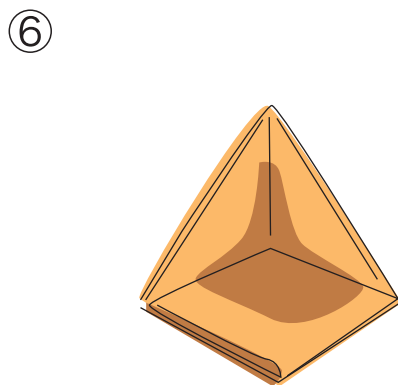
③ 点線部分で谷折り



④ 点線部分で谷折り



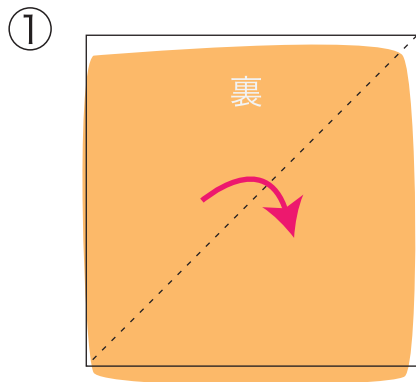
⑤ ④で谷折りにした  
下部分同士を重ね合わせる



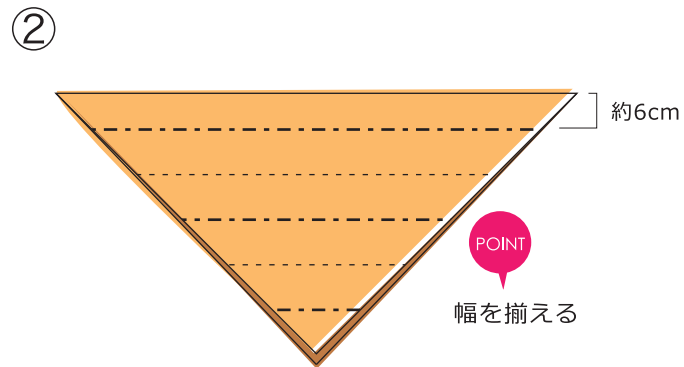
⑥ 完成

# ✿ エスカルゴ

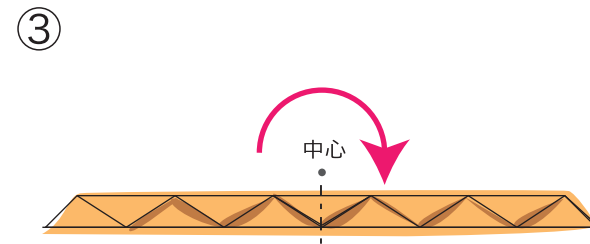
..... 山折り ..... 谷折り



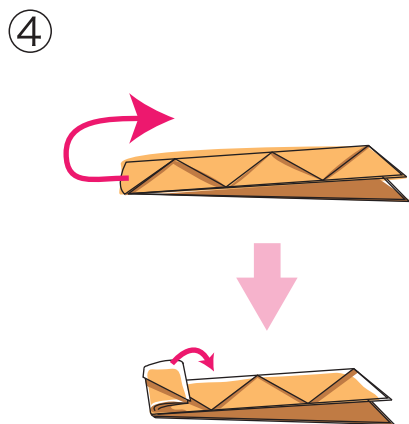
まん中で谷折り



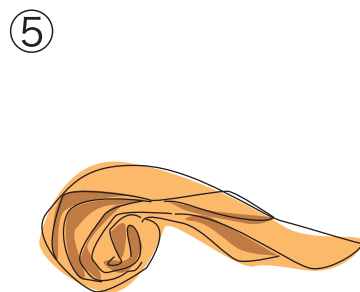
約6cm幅で山折・谷折を5回繰り返す



まん中で山折り



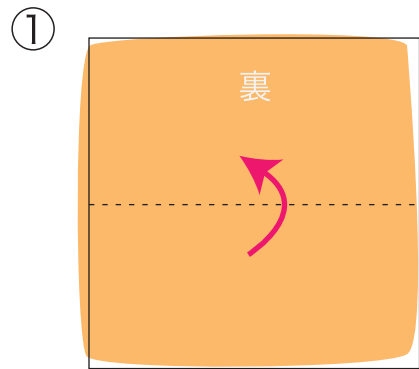
右端を  
手前側へと巻いていく



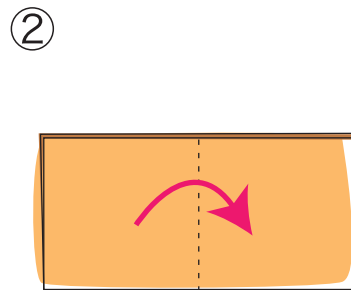
完成

# 🍀 帆船

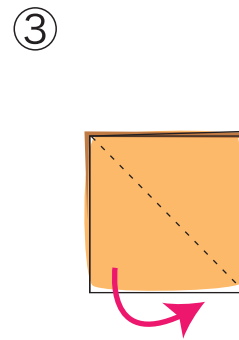
..... 山折り    ..... 谷折り



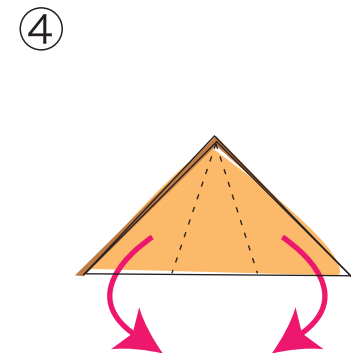
まん中で谷折り



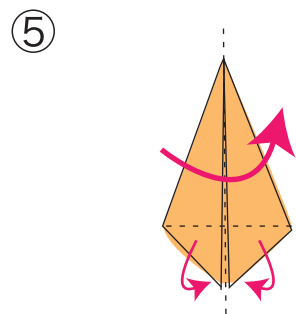
まん中で谷折り




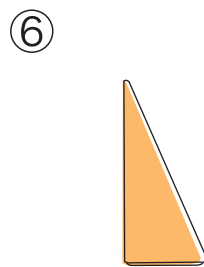
点線で谷折り



裏返して、点線で谷折り



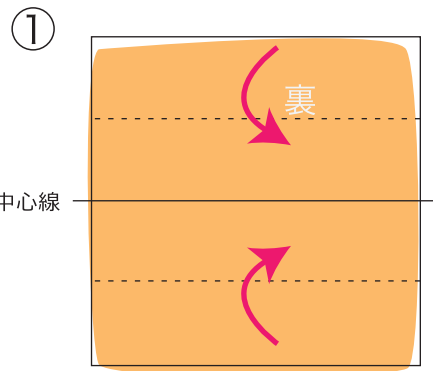
下の2辺を山折り、  
更に全体をまん中で山折り



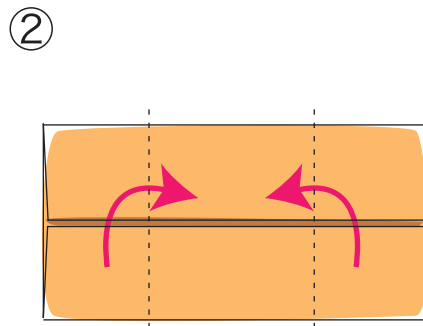
中の4枚を引き出し完成

# ✿ ロール

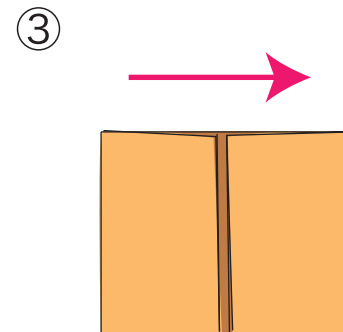
..... 山折り ..... 谷折り



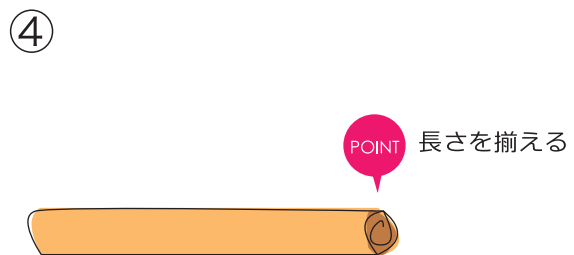
両端をまん中に向けて谷折り



両端をまん中に向けて  
谷折りにする



矢印の方向に  
内巻きに巻いて行く

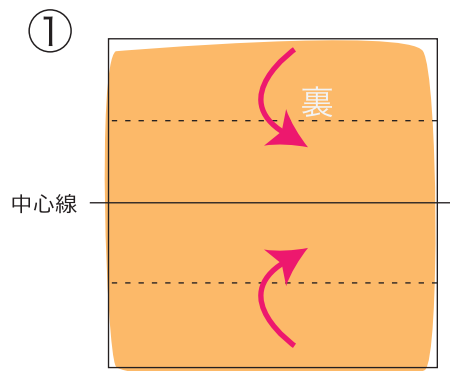


完成

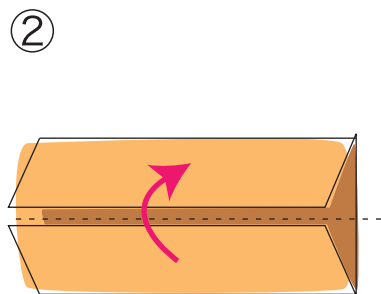


# ✿ スター末広

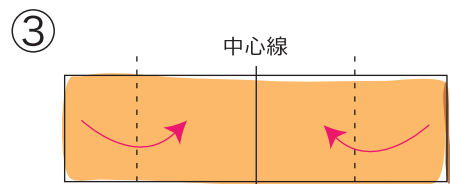
..... 山折り    ..... 谷折り



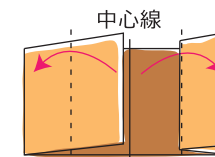
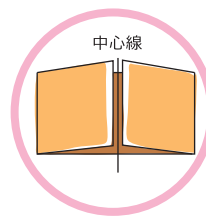
① 両端をまん中に向けて谷折り



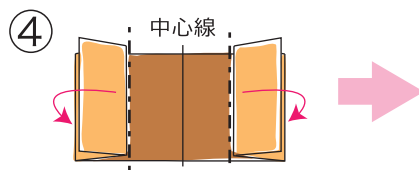
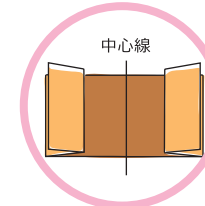
② まん中で谷折り



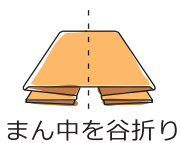
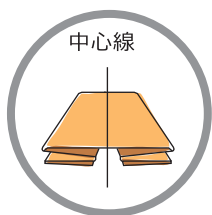
③ 両端をまん中に向けて谷折り



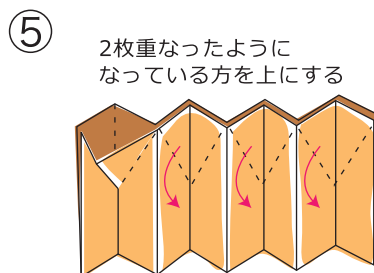
③ 両端を左右の端へ向けて谷折り



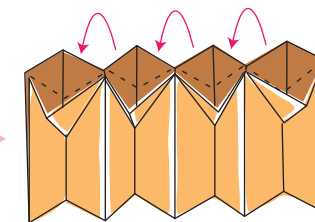
④ 両端を山折り



④ まん中を谷折り



⑤ 一方を手前に引き出し、折り込む




⑤ 反対側も同じように折り込む

⑥



⑥ 完成 (5枚1束で納品)

仕上げ

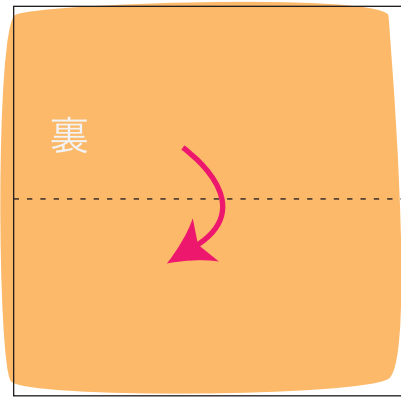


⑥ 左右に広げて完成

# ✿ ベーシック

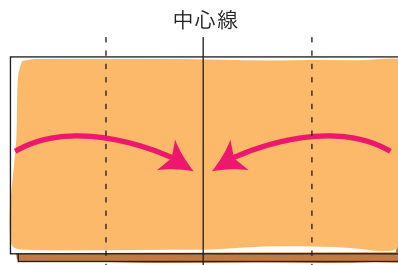
..... 山折り      ..... 谷折り

①



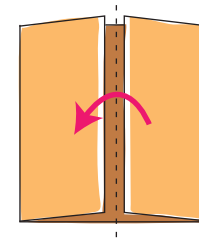
まん中で谷折り

②




点線で谷折り

③



点線で谷折り

④

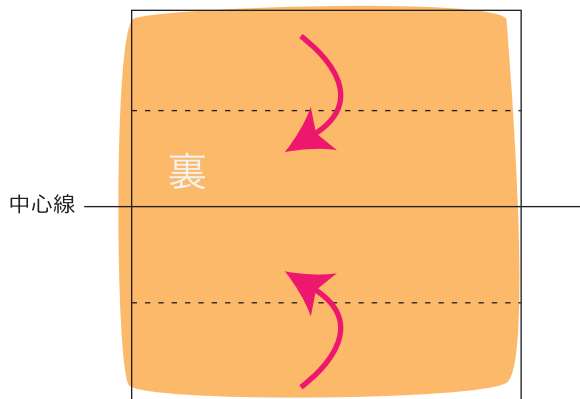


完成

# ✿ レター

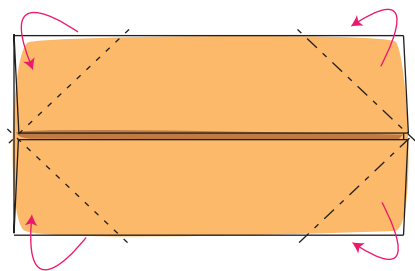
..... 山折り      ..... 谷折り

①

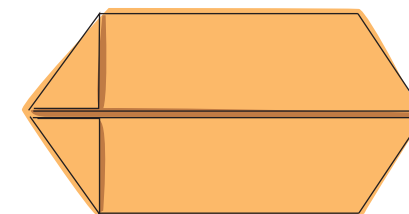


両端をまん中に向けて谷折り

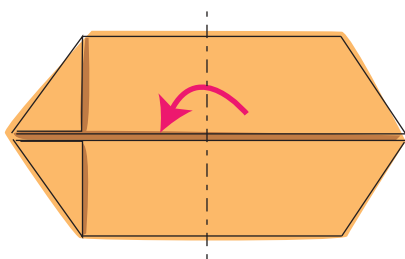
②



向かって左側を谷折りに、  
右側を山折りにする

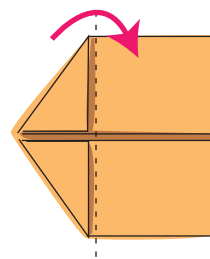


③




半分で谷折りにする

④



点線部分で谷折りにする

⑤



完成